

Scaled data based on original data using
LM-79-08 Approved Method: Electrical and Photometric Measurements of Solid-
State Lighting Products

Test Report Prepared for
Cooper Lighting Solutions
(formerly Eaton)

Brand: McGRAW-EDISON

Report Number: P385951

Luminaire Tested: **GWC-SA1C-735-U-T3**

Issue Date: 3/3/2020

Test Information

Test Method: LM-79-08
Report Number: P385951
TEST IS SCALED FROM IESNA LM-79-08 TEST DATA (G2-1903-205-14)
Test Lab: INNOVATION CENTER
Issue Date: 3/3/2020
Manufacturer: COOPER LIGHTING SOLUTIONS (FORMERLY EATON)
Product Line: MCGRAW-EDISON
Catalog Number: GWC-SA1C-735-U-T3
Description: GALLEON WALL LUMINAIRE
(1) 70 CRI, 3500K, 1050mA LIGHTSQUARE WITH 16 LEDS AND TYPE III OPTICS
Light Source: -
Ballast/Driver: ELECTRONIC DRIVER

Summary

Lumens per Lamp: N/A
Luminaire Lumens: 7098.1 lumens
Efficiency: N/A
Efficacy: 120.3 lumens/watt
Luminous Opening: Rectangular (W 0.5' x L: 0.5' x H: 0')
IES Classification: Type III - Short
BUG Rating: B1 - U0 - G2

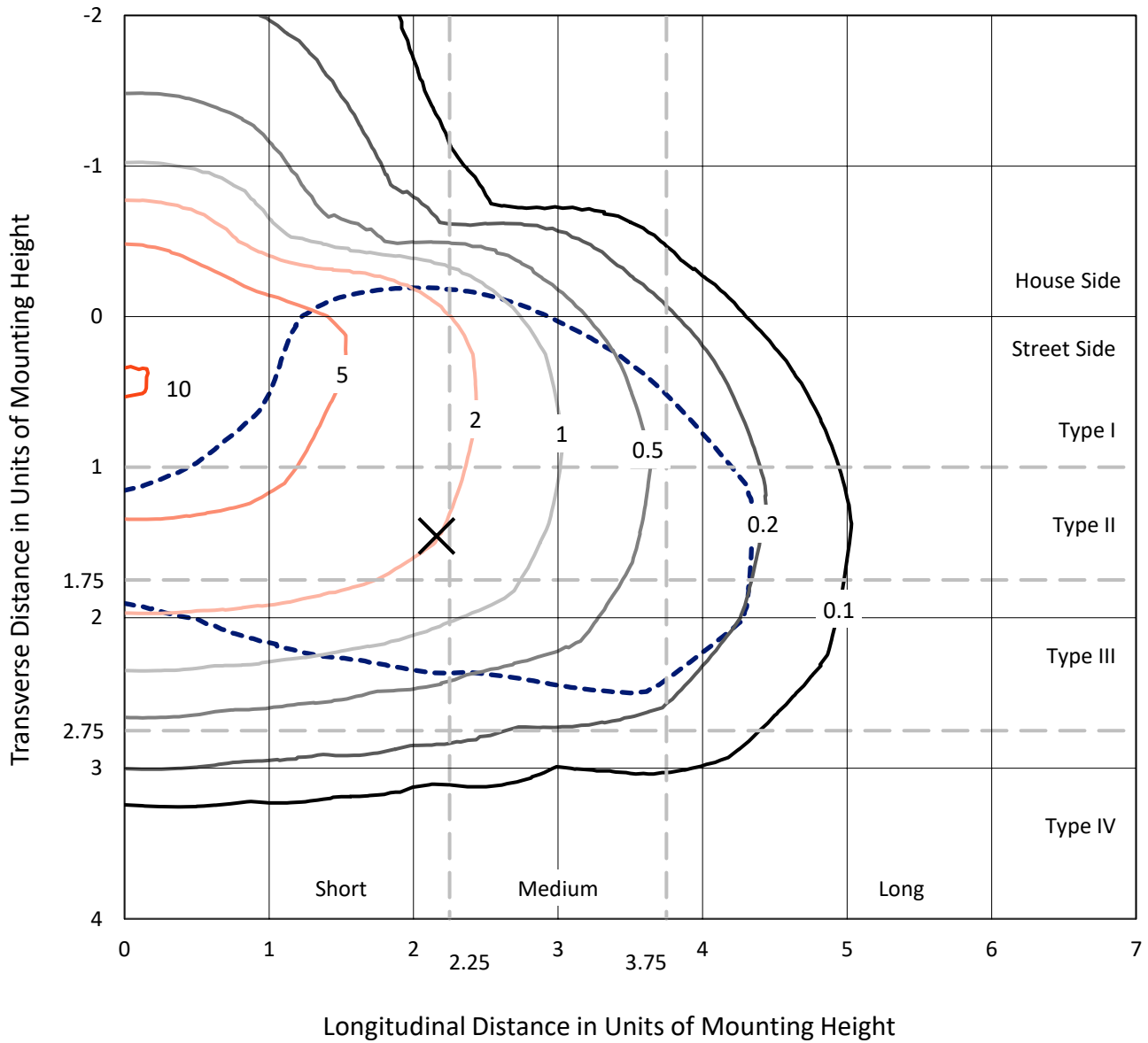
Input Watts (W): 59
Input Voltage (V): NR
Input Current (A_{in}): NR
Voltage Rise (V): NR
Power Factor: NR
Total Harmonic Distortion (THDi): NR
Frequency (hertz): 60
Stabilization Time: NR
Operation Time: NR
Ambient Temperature (°C): NR
Test Distance: 24 FT



REPORT NUMBER: P385951
 CATALOG NUMBER: GWC-SA1C-735-U-T3

Iso-Footcandle Lines of Horizontal Illumination

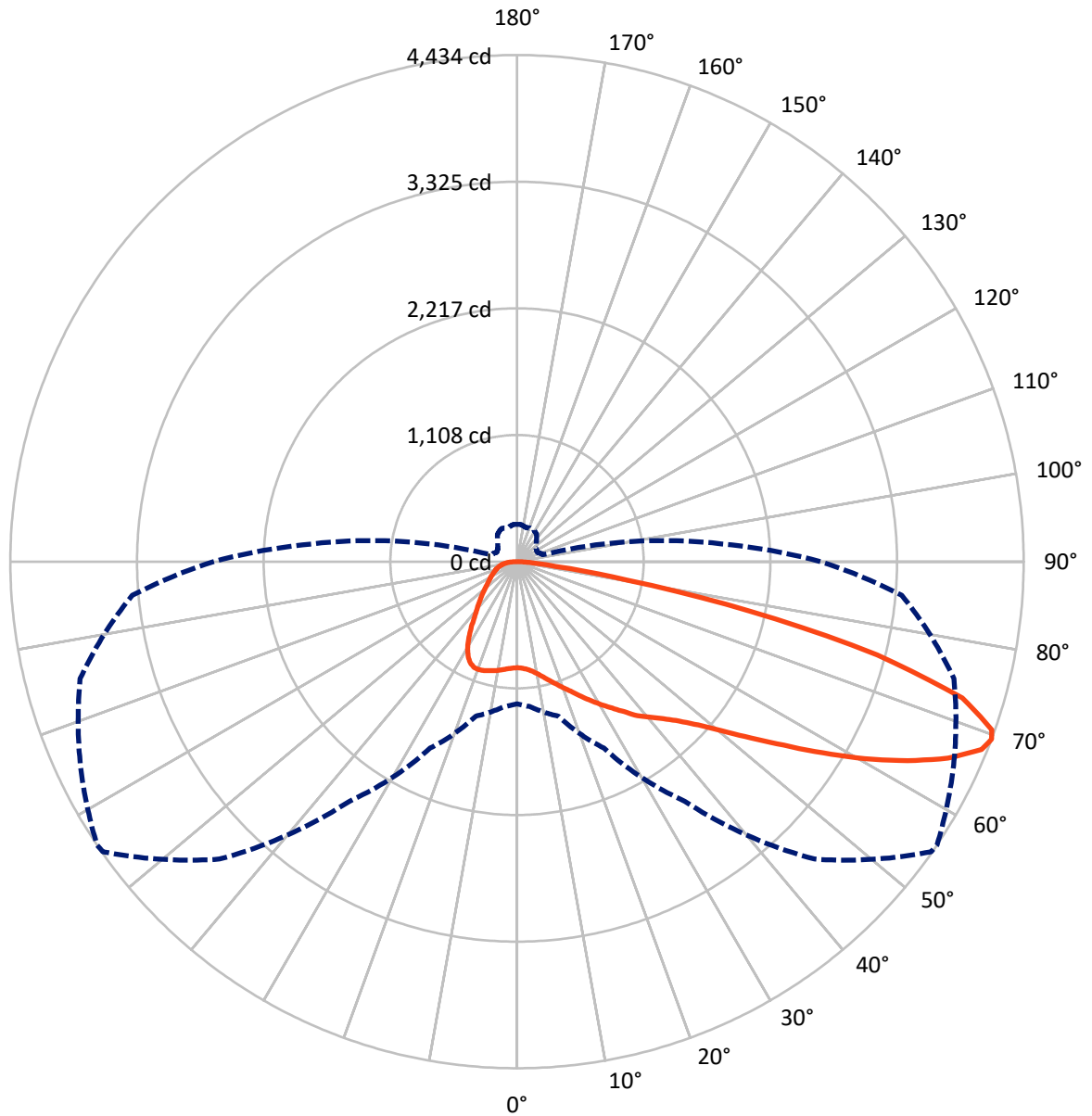
✕ Max cd
 - - - 1/2 Max cd



Based on 10 foot mounting height. Maximum calculated value = 10.1 fc
 Type III - Short - N/A

REPORT NUMBER: P385951
CATALOG NUMBER: GWC-SA1C-735-U-T3

Luminous Intensity Polar Plot



— Vertical Plane Through 56-Deg Lateral - - - Horizontal Cone Through 69-Deg Vertical



REPORT NUMBER: P385951

CATALOG NUMBER: GWC-SA1C-735-U-T3

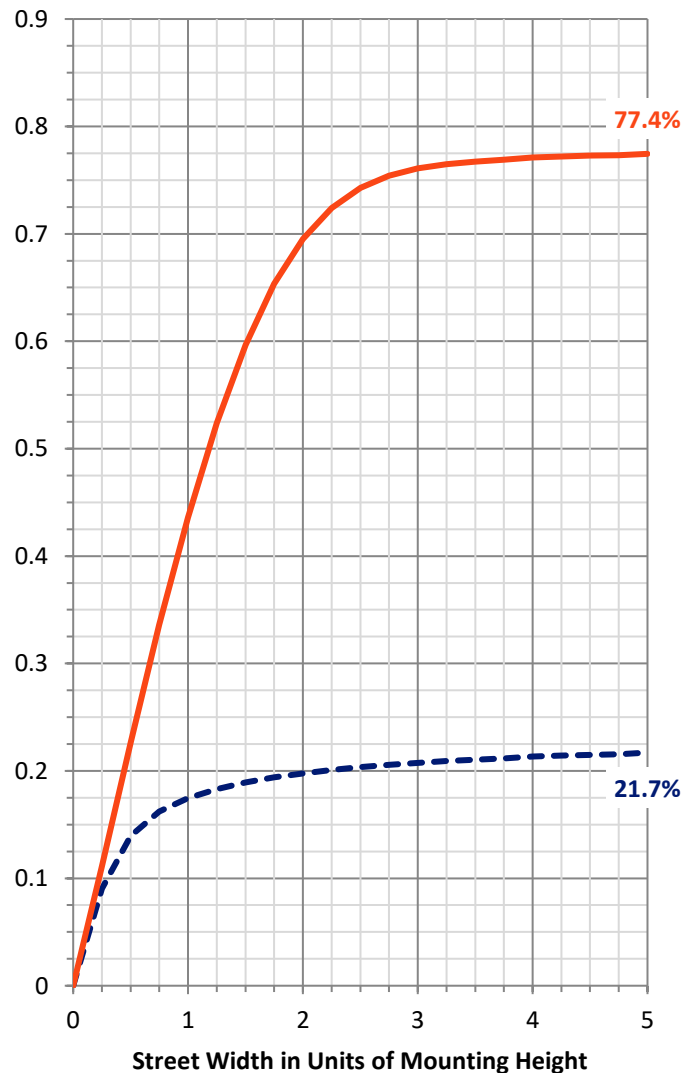
FLUX DISTRIBUTION:

		Downward	Upward	Total
House Side	Lumens	1580.7	0.0	1580.7
	% Fixture	22.3	0.0	22.3
Street Side	Lumens	5517.3	0.0	5517.3
	% Fixture	77.7	0.0	77.7
Total	Lumens	7098.1	0.0	7098.1
	% Fixture	100.0	0.0	100.0

Coefficient of Utilization

ZONAL LUMENS:

Zone	Lumens	% Fixture
0°-10°	91.1	1.3
10°-20°	293.1	4.1
20°-30°	511.6	7.2
30°-40°	734.9	10.4
40°-50°	1017.0	14.3
50°-60°	1490.1	21.0
60°-70°	1816.7	25.6
70°-80°	1004.4	14.2
80°-90°	139.1	2.0
90°-100°	0.0	0.0
100°-110°	0.0	0.0
110°-120°	0.0	0.0
120°-130°	0.0	0.0
130°-140°	0.0	0.0
140°-150°	0.0	0.0
150°-160°	0.0	0.0
160°-170°	0.0	0.0
170°-180°	0.0	0.0
0°-90°	7098.1	100.0
0°-180°	7098.1	100.0



REPORT NUMBER: P385951

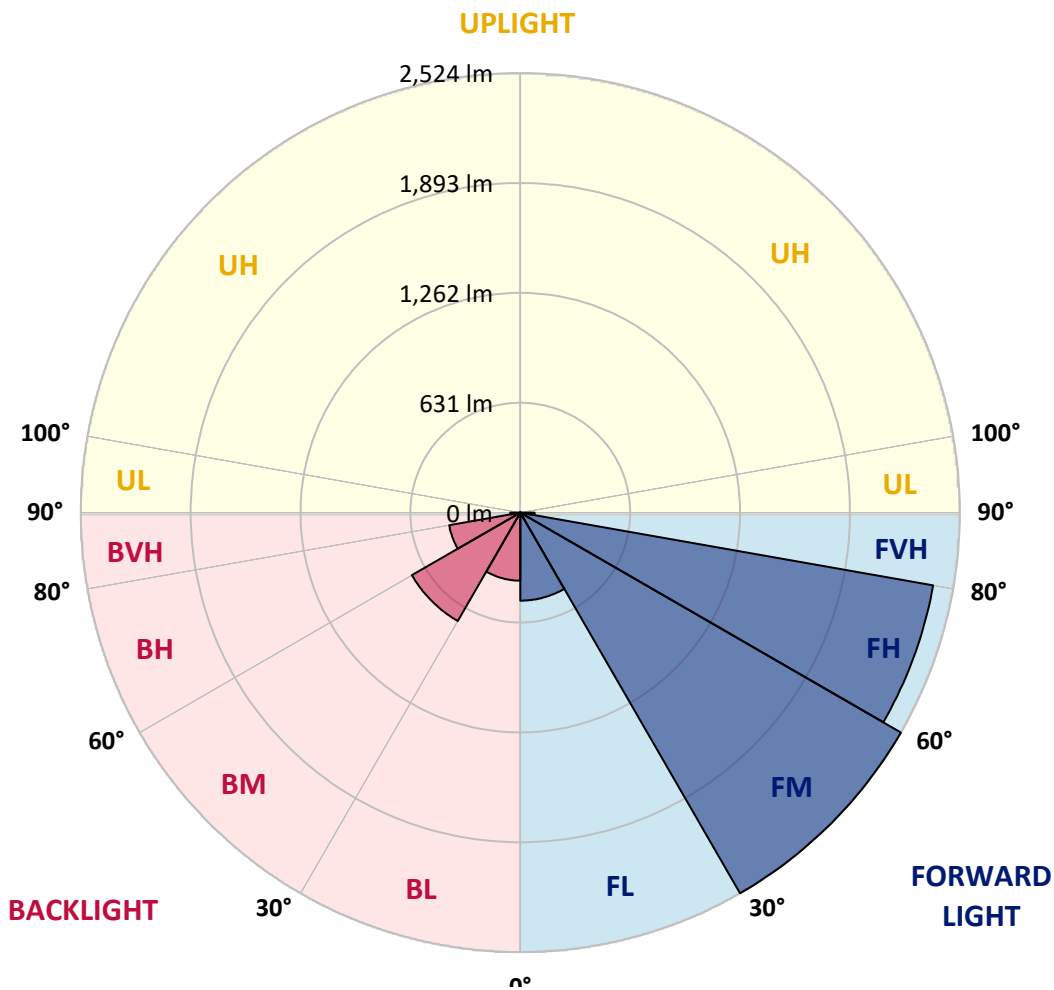
CATALOG NUMBER: GWC-SA1C-735-U-T3

LUMINAIRE CLASSIFICATION SYSTEM LUMEN TABLE AND BUG RATING:

Zone	Lumens	% Fixture	Zone Rating/Lumen Limit		
			B	U	G
FL (0°-30°)	505.2	7.1			
FM (30°-60°)	2523.6	35.6			
FH (60°-80°)	2406.6	33.9			G2/5000
FVH (80°-90°)	81.9	1.2			G1/100
BL (0°-30°)	390.6	5.5	B1/500		
BM (30°-60°)	718.4	10.1	B1/1000		
BH (60°-80°)	414.5	5.8	B1/500		G1/500
BVH (80°-90°)	57.2	0.8			G1/100
UL (90°-100°)	0.0	0.0		U0/0	
UH (100°-180°)	0.0	0.0		U0/0	

BUG Rating: B1-U0-G2

Type III Short





REPORT NUMBER: P385951

CATALOG NUMBER: GWC-SA1C-735-U-T3

CANDELA DISTRIBUTION (FULL):

	0°	5°	15°	25°	35°	45°	55°	56°	65°	75°	85°
0°	927.9	927.9	927.9	927.9	927.9	927.9	927.9	927.9	927.9	927.9	927.9
2.5°	933.9	934.8	934.0	936.0	933.9	935.3	934.0	934.0	933.4	931.1	928.7
5°	948.5	950.5	949.3	951.2	948.5	949.0	946.8	946.8	944.6	940.0	935.1
7.5°	971.5	973.7	972.7	974.7	971.0	971.0	968.0	967.9	963.4	955.8	950.2
10°	998.9	1001.8	1000.8	1003.7	1000.8	1001.8	998.9	998.9	993.0	982.2	975.2
12.5°	1038.7	1042.4	1039.7	1039.4	1038.2	1040.2	1037.7	1037.7	1031.9	1017.2	1007.4
15°	1092.0	1096.0	1090.4	1089.9	1083.0	1082.3	1082.3	1082.3	1078.1	1060.5	1044.3
17.5°	1153.4	1154.6	1149.7	1141.9	1133.1	1127.5	1126.8	1126.8	1128.7	1128.7	1082.5
20°	1213.6	1215.8	1211.8	1203.1	1191.8	1183.4	1177.6	1177.6	1181.3	1156.9	1120.4
22.5°	1279.1	1284.2	1278.3	1267.1	1253.9	1244.6	1234.4	1234.4	1237.7	1238.0	1157.6
25°	1363.9	1359.3	1355.6	1339.8	1320.9	1311.4	1301.8	1301.8	1305.3	1304.3	1195.9
27.5°	1439.1	1440.0	1435.1	1418.2	1396.5	1375.5	1375.0	1375.0	1377.2	1373.5	1232.1
30°	1526.3	1526.8	1519.9	1504.8	1481.0	1453.9	1447.6	1447.6	1451.3	1443.4	1270.3
32.5°	1613.1	1615.6	1608.0	1589.6	1570.6	1537.6	1524.8	1524.8	1527.3	1507.7	1309.7
35°	1689.1	1692.6	1690.2	1677.9	1657.1	1628.7	1613.6	1613.6	1612.1	1588.0	1361.7
37.5°	1766.7	1769.8	1767.2	1756.9	1748.6	1718.5	1710.4	1710.4	1710.4	1668.4	1428.0
40°	1846.4	1851.3	1848.1	1833.9	1826.8	1813.1	1793.9	1793.9	1789.2	1743.7	1536.1
42.5°	1920.5	1926.9	1939.6	1931.2	1916.8	1918.8	1879.9	1879.9	1877.5	1844.2	1671.8
45°	2025.6	2034.9	2056.4	2050.0	2047.1	2036.4	1990.2	1990.2	1987.9	1975.3	1840.3
47.5°	2140.3	2153.0	2191.9	2193.1	2224.7	2204.4	2141.5	2141.5	2133.9	2136.8	2045.9
50°	2245.9	2259.9	2323.7	2353.7	2428.1	2432.6	2332.0	2332.0	2325.2	2336.6	2285.5
52.5°	2330.3	2347.9	2427.6	2520.6	2648.0	2684.1	2566.5	2566.5	2561.4	2569.9	2556.5
55°	2392.2	2411.2	2498.0	2667.2	2870.7	2934.5	2836.5	2836.5	2831.6	2837.0	2851.2
57.5°	2406.6	2411.2	2537.2	2766.0	3058.8	3212.1	3166.8	3166.8	3157.0	3130.6	3176.4
60°	2338.9	2357.4	2504.9	2800.8	3204.3	3485.7	3512.1	3512.1	3499.9	3425.8	3463.5
62.5°	2201.5	2234.7	2384.4	2747.9	3261.2	3709.2	3850.8	3850.8	3836.1	3708.4	3669.8
65°	1977.0	1991.1	2148.4	2565.8	3188.9	3852.2	4152.8	4152.8	4145.4	3984.7	3708.0
67.5°	1575.5	1602.1	1735.6	2185.0	2892.7	3835.4	4386.2	4386.2	4385.6	4165.2	3572.7
69°	1244.6	1272.2	1399.4	1800.0	2559.7	3681.0	4425.4	4425.4	4433.9	4216.1	3958.6
70°	992.3	1024.3	1111.6	1516.1	2264.0	3477.6	4392.9	4392.9	4408.3	4206.3	3201.3
72.5°	422.3	448.2	510.3	781.5	1379.9	2596.9	4016.6	4016.6	4074.7	3979.6	2645.7
75°	184.4	192.5	220.6	318.6	612.5	1413.3	3146.5	3146.5	3254.2	3402.8	1970.8
77.5°	135.0	138.4	153.8	187.0	274.9	533.8	2023.5	2023.5	2086.0	2454.1	1208.9
80°	104.4	106.9	118.8	137.4	179.5	215.9	922.9	922.9	976.6	1379.9	503.5
82.5°	83.1	84.8	93.2	101.3	124.0	130.9	306.4	306.4	339.9	509.3	310.6
85°	77.3	79.2	82.2	73.8	79.5	76.7	132.5	132.5	138.7	153.8	122.0
87.5°	34.9	41.3	81.4	57.5	42.3	33.7	54.3	54.3	56.7	63.8	64.1
90°	0.0	0.0	0.0	0.0	0.0	0.0	0.0	0.0	0.0	0.0	0.0



REPORT NUMBER: P385951
 CATALOG NUMBER: GWC-SA1C-735-U-T3

CANDELA DISTRIBUTION (continued):

	90°	95°	105°	115°	125°	135°	145°	155°	165°	175°	180°
0°	927.9	927.9	927.9	927.9	927.9	927.9	927.9	927.9	927.9	927.9	927.9
2.5°	930.2	929.4	930.7	927.7	931.4	931.1	929.9	930.4	932.8	932.6	932.8
5°	935.8	935.3	936.8	934.6	938.9	940.4	940.7	942.9	945.6	946.3	946.3
7.5°	950.0	950.0	950.7	947.8	950.7	950.5	949.3	951.4	954.1	954.3	954.1
10°	974.4	974.7	973.4	965.9	963.4	956.8	950.7	950.9	954.3	957.1	957.8
12.5°	1005.2	1004.2	998.9	985.0	974.7	961.2	954.9	954.6	958.0	960.2	961.0
15°	1040.5	1037.7	1023.8	1001.1	983.0	969.7	959.5	957.1	955.1	952.6	952.9
17.5°	1073.7	1067.6	1044.3	1012.9	993.8	976.1	956.3	940.4	929.4	923.0	921.1
20°	1107.5	1095.4	1062.0	1023.8	999.6	967.6	929.4	897.1	877.1	867.8	866.1
22.5°	1138.3	1118.9	1078.3	1035.3	995.0	938.7	878.8	831.8	804.0	791.5	792.5
25°	1168.3	1141.5	1095.4	1043.4	971.5	887.8	808.3	750.7	718.4	704.5	704.0
27.5°	1194.7	1164.2	1114.0	1036.8	927.7	815.5	725.0	668.8	641.9	629.9	627.9
30°	1225.1	1192.7	1138.7	1011.6	863.7	731.9	643.6	603.9	584.9	572.9	570.7
32.5°	1262.0	1231.6	1159.0	965.9	781.8	644.5	580.0	552.4	535.0	521.6	519.1
35°	1315.8	1283.0	1164.2	900.3	691.8	575.6	533.3	504.9	481.4	464.1	462.4
37.5°	1383.3	1347.3	1152.4	815.5	604.5	530.9	494.4	459.5	428.9	404.4	400.6
40°	1480.6	1426.3	1119.9	717.7	540.2	496.4	456.5	416.6	378.8	350.1	344.6
42.5°	1597.4	1519.0	1070.1	620.4	493.0	461.4	418.9	369.5	333.3	313.0	310.1
45°	1746.1	1615.3	1000.8	535.3	446.5	426.5	378.3	332.8	310.3	295.3	292.9
47.5°	1915.8	1723.4	928.2	466.0	407.1	393.7	345.8	316.4	298.5	286.8	284.6
50°	2124.4	1845.4	851.2	409.3	367.5	354.3	330.4	307.4	293.2	284.2	281.9
52.5°	2359.7	1983.1	795.7	364.6	334.7	325.2	322.3	302.5	291.0	284.2	281.9
55°	2613.0	2123.2	735.7	326.9	306.4	309.1	316.9	303.0	295.2	286.8	283.6
57.5°	2866.6	2268.0	669.0	295.2	283.9	297.1	313.2	304.0	297.3	289.2	286.3
60°	3067.0	2359.7	565.6	268.5	266.0	283.9	304.5	296.6	288.0	288.3	287.8
62.5°	3160.7	2354.8	451.4	244.8	248.2	266.0	290.3	285.1	278.1	287.5	288.3
65°	3108.2	2237.4	351.3	223.3	229.1	247.4	275.6	279.5	281.9	300.2	302.7
67.5°	2887.6	2009.0	272.1	204.4	211.7	234.8	277.0	304.5	307.7	326.9	326.7
69°	2659.4	1794.8	236.4	194.6	203.2	237.9	296.1	320.3	308.3	328.9	326.0
70°	2468.3	1625.3	217.4	188.1	199.2	243.6	308.9	320.1	304.6	322.3	317.4
72.5°	1901.0	1169.3	184.4	175.9	186.1	233.1	312.5	313.0	296.1	299.6	291.2
75°	1303.8	738.9	160.9	159.2	166.0	210.0	300.8	299.0	273.8	268.9	262.1
77.5°	718.9	375.4	136.7	143.3	148.0	186.1	273.4	270.9	250.2	239.9	237.4
80°	277.3	164.3	115.5	127.4	130.3	161.1	239.6	237.4	220.1	206.9	203.2
82.5°	104.6	86.0	95.3	110.3	109.3	133.0	202.9	201.7	184.9	165.5	159.7
85°	48.4	51.6	75.5	90.9	83.9	98.5	162.3	164.6	144.0	121.0	121.0
87.5°	20.6	28.8	53.5	68.7	56.5	66.5	119.1	113.7	104.4	72.3	68.0
90°	0.0	0.0	0.0	0.0	0.0	0.0	0.0	0.0	0.0	0.0	0.0

Signify Classified - Internal
Cooper Lighting Solutions Photometric Lab
1121 Highway 74 South
Peachtree City, GA 30269

Scaled Data Report



Report Generated By 670245982

Signify Classified - Internal
Cooper Lighting Solutions Photometric Lab
1121 Highway 74 South
Peachtree City, GA 30269

Scaled Data Report



Signify Classified - Internal
Cooper Lighting Solutions Photometric Lab
1121 Highway 74 South
Peachtree City, GA 30269

Scaled Data Report



Signify Classified - Internal
Cooper Lighting Solutions Photometric Lab
1121 Highway 74 South
Peachtree City, GA 30269

Scaled Data Report





--- HS — SS

Signify Classified - Internal
Cooper Lighting Solutions Photometric Lab
1121 Highway 74 South
Peachtree City, GA 30269

Scaled Data Report



u

Signify Classified - Internal
Cooper Lighting Solutions Photometric Lab
1121 Highway 74 South
Peachtree City, GA 30269

Scaled Data Report



Signify Classified - Internal
Cooper Lighting Solutions Photometric Lab
1121 Highway 74 South
Peachtree City, GA 30269

Scaled Data Report



(END OF REPORT)